

NEC IR Code Format for Lyngdorf products.

Button	TDAI 2200 Millennium Mk. III+IV		
	DPA-1 SDAI 2175	RP-1	CD-1
Stand By	0x10EF 0x0FF0	0x10E0 0x0FF0	0x10E1 0x0FF0
0	0x10EF 0x30CF	0x10E0 0x30CF	0x10E1 0x30CF
1	0x10EF 0x00FF	0x10E0 0x00FF	0x10E1 0x00FF
2	0x10EF 0x01FE	0x10E0 0x01FE	0x10E1 0x01FE
3	0x10EF 0x02FD	0x10E0 0x02FD	0x10E1 0x02FD
4	0x10EF 0x03FC	0x10E0 0x03FC	0x10E1 0x03FC
5	0x10EF 0x04FB	0x10E0 0x04FB	0x10E1 0x04FB
6	0x10EF 0x05FA	0x10E0 0x05FA	0x10E1 0x05FA
7	0x10EF 0x06F9	0x10E0 0x06F9	0x10E1 0x06F9
8	0x10EF 0x07F8	0x10E0 0x07F8	0x10E1 0x07F8
9	0x10EF 0x08F7	0x10E0 0x08F7	0x10E1 0x08F7
Digital	0x10EF 0x1FE0	0x10E0 0x1FE0	0x10E1 0x1FE0
Analog	0x10EF 0x0EF1	0x10E0 0x0EF1	0x10E1 0x0EF1
Mute	0x10EF 0x13EC	0x10EF 0x13EC	0x10EF 0x13EC
Menu	0x10EF 0x16E9	0x10E0 0x16E9	0x10E 0x16E9
Info	0x10EF 0x33CC	0x10E0 0x33CC	0x10E 0x33CC
Channel +	0x10EF 0x32CD	0x10E0 0x32CD	0x10E 0x32CD
Channel -	0x10EF 0x31CE	0x10E0 0x31CE	0x10E 0x31CE
Volume +	0x10EF 0x1AE5	0x10EF 0x1AE5	0x10EF 0x1AE5
Volume -	0x10EF 0x10EF	0x10EF 0x10EF	0x10EF 0x10EF
Arrow Up	0x10EF 0x0AF5	0x10E0 0x0AF5	0x10E 0x0AF5
Arrow Down	0x10EF 0x0BF4	0x10E0 0x0BF4	0x10E 0x0BF4
Arrow Left	0x10EF 0x0DF2	0x10E0 0x0DF2	0x10E 0x0DF2
Arrow Right	0x10EF 0x0CF3	0x10E0 0x0CF3	0x10E 0x0CF3
Enter	0x10EF 0x19E6	0x10E0 0x19E6	0x10E 0x19E6
Skip Left	0x10EF 0x57A8	0x10E0 0x57A8	0x10E 0x57A8
Skip Right	0x10EF 0x58A7	0x10E0 0x58A7	0x10E 0x58A7
Stop	0x10EF 0x52AD	0x10E0 0x52AD	0x10E 0x52AD
Play/Pause	0x10EF 0x50AF	0x10E0 0x50AF	0x10E 0x50AF
A/B	0x10EF 0x55AA	0x10E0 0x55AA	0x10E 0x55AA
Random	0x10EF 0x56A9	0x10E0 0x56A9	0x10E 0x56A9
Repeat	0x10EF 0x54AB	0x10E0 0x54AB	0x10E 0x54AB
Eject	0x10EF 0x53AC	0x10E0 0x53AC	0x10E 0x53AC
Video	0x10EF 0x09F6	-	-
Bypass	0x10EF 0x11EE	-	-
Max Volume	0x10EF 0x12ED	-	-
Polarity	0x10EF 0x14EB	-	-
Light	0x10EF 0x15EA	-	-

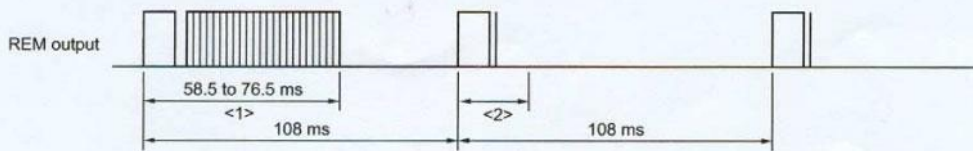
Note: Mute and Volume commands are the same for all products.



APPENDIX B. EXAMPLE OF REMOTE-CONTROL TRANSMISSION FORMAT
 (in the case of NEC transmission format in command one-shot transmission mode)

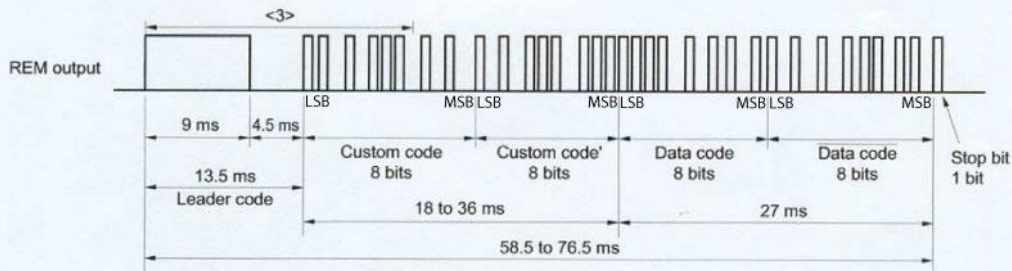
Caution When using the NEC transmission format, please apply for a custom code at NEC.

(1) REM output waveform (From <2> on, the output is made only when the key is kept pressed.)

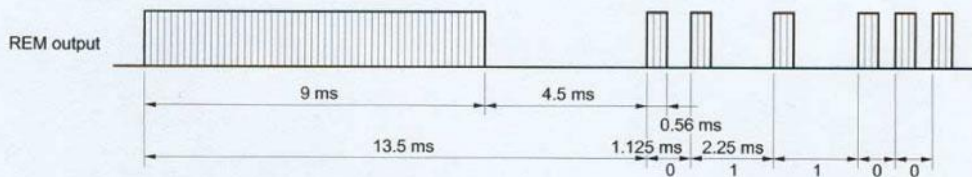


Remark If the key is repeatedly pressed, the power consumption of the infrared light-emitting diode (LED) can be reduced by sending the reader code and the stop bit from the second time.

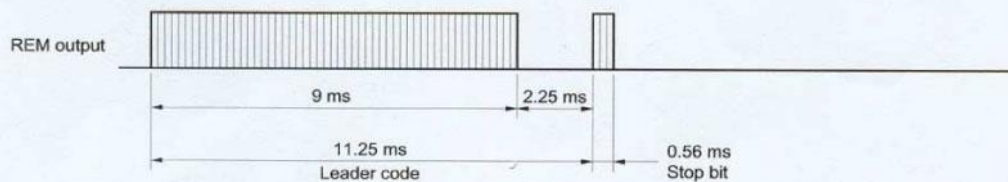
(2) Enlarged waveform of <1>



(3) Enlarged waveform of <3>



(4) Enlarged waveform of <2>



Further info about NEC can be found here: <http://www.remotecentral.com/features/irdisp4.htm>